

SAN DIEGO COUNTY SHERIFF'S DEPARTMENT



Use of Force Statistical Report 2016-2017

William D. Gore, Sheriff
Michael Barnett, Undersheriff

Introduction

Law enforcement agencies across the nation are collecting use of force statistics in order to review and analyze the reasonableness of force being used by officers. The San Diego County Sheriff's Department is committed to reviewing use of force incidents from multiple perspectives, including training, tactics, policies, procedures, and equipment use with the ultimate goal of identifying problem areas, applying appropriate corrective solutions and making improvements.

Enforcement of the law and the performance of law enforcement duties may require the use of physical force and/or physical restraint. The preservation of order and the observance of the law are best achieved through voluntary compliance rather than force or compulsion. The higher the level of public voluntary compliance and cooperation, the less need for force. To that end, the use of force must always be considered secondary to the desirability of voluntary compliance. When the need for the use of force arises, deputies may use objectively reasonable force to effect an arrest, prevent escape, overcome resistance, or in self-defense or defense of others. It is the responsibility of the Department and all sworn personnel to ensure force and restraint are used in a manner that not only provides for the greater public safety, but provides for officer safety as well.

The Sheriff and the Undersheriff, in their continuous efforts to improve organizational transparency, are making these statistics available to the public on an annual basis. The first part of this report contains the use of force data for the years 2016 and 2017. This collection of data includes the use of all types of force by members of the Department. The Department believes that by providing this information to the public, it will clearly show how infrequently deputies use force when compared to the number of calls for service and deputy initiated activities.

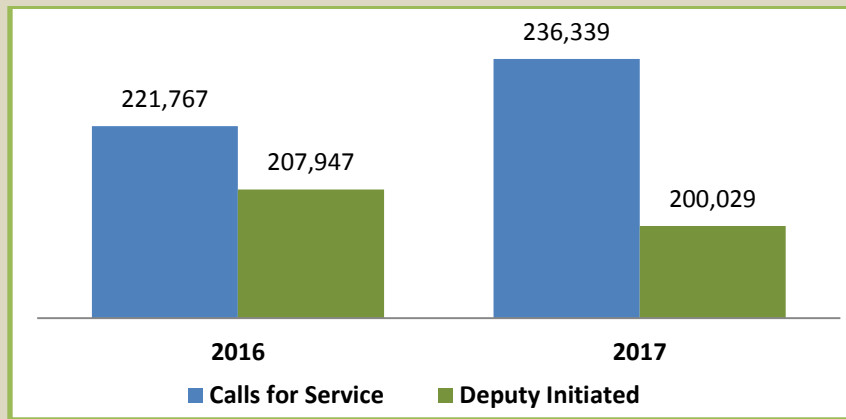
The second part of this report contains statistical information from the Internal Affairs Unit. Internal Affairs is the central controlling point for investigating complaints of alleged employee misconduct. The Internal Affairs Unit prides itself in its ability to conduct fair, thorough and impartial internal investigations. This collection of data includes the number, types and disposition of investigations. The Department believes that by providing this information to the public, it will clearly show that the Sheriff holds his personnel accountable for their actions.

These findings are published annually and posted to the Department's web site. They are also available for review at the John F. Duffy Administrative Center, 9621 Ridgehaven Court, San Diego, CA 92123.

Overall Activity and Use of Force Incidents

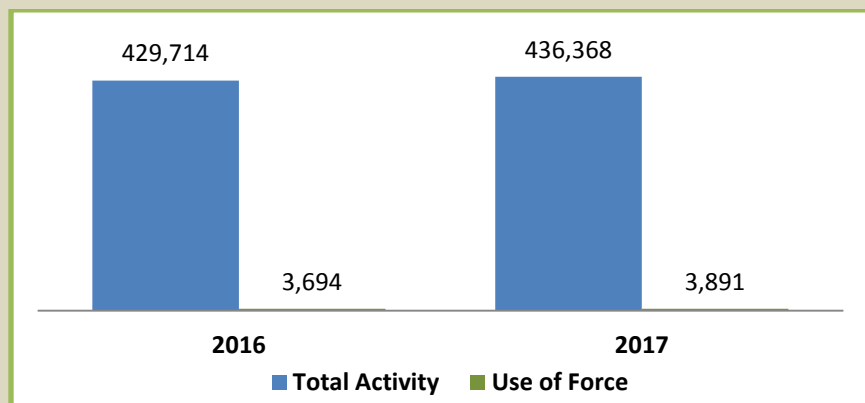
Before presenting the use of force data, it is important to understand the mechanism by which a deputy gets involved in a use of force incident. A deputy either responds to a call for service or makes an observation requiring action. Overall Department activity is categorized and tracked as either calls for service or deputy initiated activity. A call for service is a request from a member of the public or another agency for public safety services. Deputy initiated activity results from a deputy's own initiative or observation and does not require a request from the public or another agency. Examples include: *traffic stops, field interviews, transports, or other situations observed by the deputy.*

Overall Sheriff's Department Activity



It is also important to look at the overall Department activity compared to the number of Use of Force incidents. The overall activity is a combination of calls for service and deputy initiated activity.

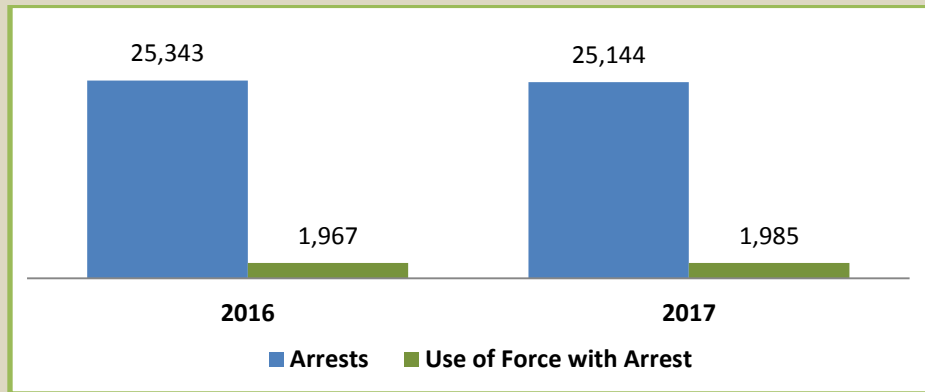
Total Activity vs Use of Force Incidents



The use of force number does not reflect multiple force options that may be utilized within a single use of force incident. Approximately 1% of the total activity resulted in a Use of Force incident in both 2016 and 2017

Another aspect to consider is that even though the majority of use of force incidents results in an arrest; there are some instances when an arrest is not made. Making an arrest is an activity that is considered to pose a high risk/high frequency of potential harm to the deputy due to the subject's resistance during the encounter.

Total Arrests vs Arrests with a Use of Force



** Approximately 8% of arrests resulted in a Use of Force in both 2016 and 2017**

Use of Force Data

In 2017, there were **3,891** use of force incidents reported, compared to **3,694** uses of force incidents reported in 2016. Overall, there was a **5% increase** in use of force incidents between 2016 and 2017. Please note that arrests **increased** by **8%** between 2016 and 2017.

The following table depicts the uses of force by the Sheriff's Department. The table combines the statistical data for the Law Enforcement Bureau, the Detention Services Bureau, and the Court Services Bureau. Please note that the use of force totals may include scenarios when several types of force were utilized during a single incident and on the same suspect.

Sheriff's Department Use of Force 2016-2017

Type of Force	Times Used	
	2016	2017
Use of Force Incidents	3,694	3,891
Hands on Control	2,150	2,264
Cord Cuff Restraint	159	130
Spit Sock	394	471
Impact Weapons	62	70
Forcible Stop	2	3
Pro-Straint Chair	12	16
Less Lethal Deployed (Excludes Taser)	573	567
Taser (Deployed)	226	209
Weapon Pointed (Displayed)	1,210	1,491
Lethal Force	9	11
Canine	70	50
Total Uses	4,867	5,281
There was a 5% increase in the amount of Use of Force Incidents reported between 2016 and 2017		

Use of Force by Bureau

The following tables provide a breakdown of uses of force by bureau.

Law Enforcement Services Bureau 2016-2017

The Law Enforcement Services Bureau provides law enforcement services to nine contract cities and the unincorporated areas of San Diego County.

Type of Force	Times Used	
	2016	2017
Use of Force Incidents	2,357	2,397
Hands on Control	1,093	1,102
Cord Cuff Restraint	154	120
Spit Sock	115	116
Impact Weapons	38	40
Forcible Stop	2	3
Pro-Straint Chair	1	-
Less Lethal Deployed (Excludes Taser)	156	125
Taser (Deployed)	138	125
Weapon Pointed (Displayed)	1,208	1,360
Lethal Force	9	10
Canine	70	50
Total Uses	2,984	3,050
There was a 2% increase in the amount of Use of Force Incidents reported between 2016 and 2017		

Detention Services Bureau 2016-2017

The Detention Services Bureau operates seven detention facilities providing services to those incarcerated in San Diego County.

Type of Force	Times Used	
	2016	2017
Use of Force Incidents	1,261	1,396
Hands on Control	987	1,074
Cord Cuff Restraint	3	4
Spit Sock	274	348
Impact Weapons	24	29
Forcible Stop	-	-
Pro-Straint Chair	11	16
Less Lethal Deployed (Excludes Taser)	417	441
Taser (Deployed)	83	77
Weapon Pointed (Displayed)	1	121
Lethal Force	-	-
Canine	-	-
Total Uses	1,800	2,110
<p>*There was an 11% increase in the amount of Use of Force Incidents reported between 2016 and 2017*</p>		

Court Services Bureau 2016-2017

The Court Services Bureau provides court security services for the nine courthouse facilities operating within San Diego County, as well as the County Administration Center.

Type of Force	Times Used	
	2016	2017
Use of Force Incidents	76	98
Hands on Control	70	88
Cord Cuff Restraint	2	6
Spit Sock	5	7
Impact Weapons	-	1
Forcible Stop	-	-
Pro-Straint Chair	-	-
Less Lethal Deployed (Excludes Taser)	-	1
Taser (Deployed)	5	7
Weapon Pointed (Displayed)	1	10
Lethal Force	-	1
Canine	-	-
Total Uses	83	121
<p>*There was a 29% increase in the amount of Use of Force Incidents reported between 2016 and 2017*</p>		

Definitions of Force Options

Hands on Control includes grab, push or pull, control holds, pressure points, and carotid restraint technique.

Spit Sock is a tool that is used on subjects who are spitting as a means of assaulting or attacking a deputy or other person.

Impact Weapons include the use of batons, saps, and flashlights as a means of delivering a strike to a subject.

Forcible Stop is the use of a Sheriff's vehicle to stop or control the movement of a vehicle.

Pro-Strait Chair is a restraining device used to control people who are violent and in need of maximum restraint.

Less Lethal includes the use of non-lethal chemical agents like OC spray and pepper ball launcher. Other less lethal weapons include the use of the bean bag, sting ball grenades, super sock, Nova Shield, Ultrun II, and REACT belt.

Taser is an electronic control device that is effective for the temporary immobilization of subjects. The Department considers not only deployment of the Taser, but also the display of the Taser as a use of force.

Guns Displayed is the use of a firearm to hold a subject at "gunpoint".

Lethal Force, "Hit" is the intentional discharge of a firearm that causes death or serious bodily injury.

Canine is a tool that is used by a K-9 handler to apprehend fleeing subjects.