

# **SAN DIEGO COUNTY SHERIFF'S DEPARTMENT**



## **Use of Force Statistical Report 2014-2015**

William D. Gore, Sheriff  
Mark Elvin, Undersheriff

## Introduction

Law enforcement agencies across the nation are collecting use of force statistics in order to review and analyze the reasonableness of force being used by officers. The San Diego County Sheriff's Department is committed to reviewing use of force incidents from multiple perspectives, including training, tactics, policies, procedures, and equipment use with the ultimate goal of identifying problem areas, applying appropriate corrective solutions and making improvements.

Enforcement of the law and the performance of law enforcement duties may require the use of physical force and/or physical restraint. The preservation of order and the observance of the law are best achieved through voluntary compliance rather than force or compulsion. The higher the level of public voluntary compliance and cooperation, the less need for force. To that end, the use of force must always be considered secondary to the desirability of voluntary compliance. When the need for the use of force arises, deputies may use objectively reasonable force to effect an arrest, prevent escape, overcome resistance, or in self-defense or defense of others. It is the responsibility of the Department and all sworn personnel to ensure force and restraint are used in a manner that not only provides for the greater public safety, but provides for officer safety as well.

The Sheriff and the Undersheriff, in their continuous efforts to improve organizational transparency, are making these statistics available to the public on an annual basis. The first part of this report contains the use of force data for the years 2014 and 2015. This collection of data includes the use of all types of force by members of the Department. The Department believes that by providing this information to the public, it will clearly show how infrequently deputies use force when compared to the number of calls for service and deputy initiated activities.

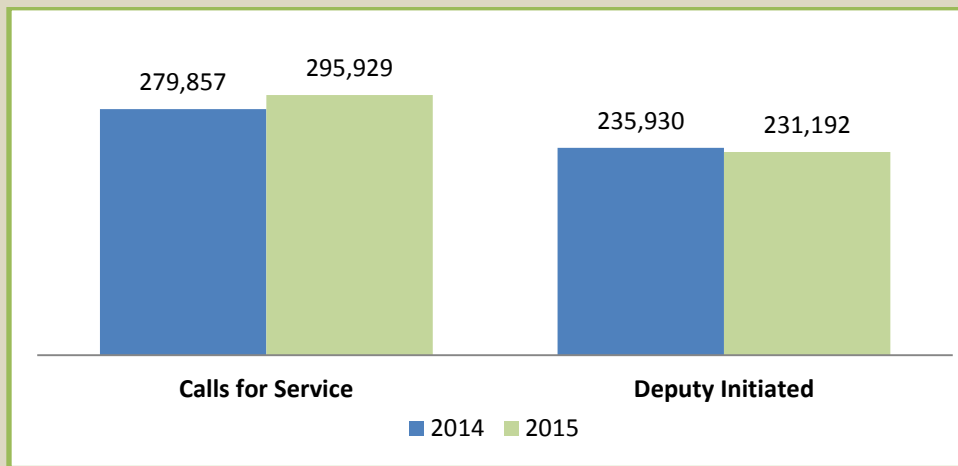
The second part of this report contains statistical information from the Internal Affairs Unit. Internal Affairs is the central controlling point for investigating complaints of alleged employee misconduct. The Internal Affairs Unit prides itself in its ability to conduct fair, thorough and impartial internal investigations. This collection of data includes the number, types and disposition of investigations. The Department believes that by providing this information to the public, it will clearly show that the Sheriff holds his personnel accountable for their actions.

These findings are published annually and posted to the Department's web site. They are also available for review at the John F. Duffy Administrative Center, 9621 Ridgehaven Court, San Diego, CA 92123.

**Overall Activity and Use of Force Incidents**

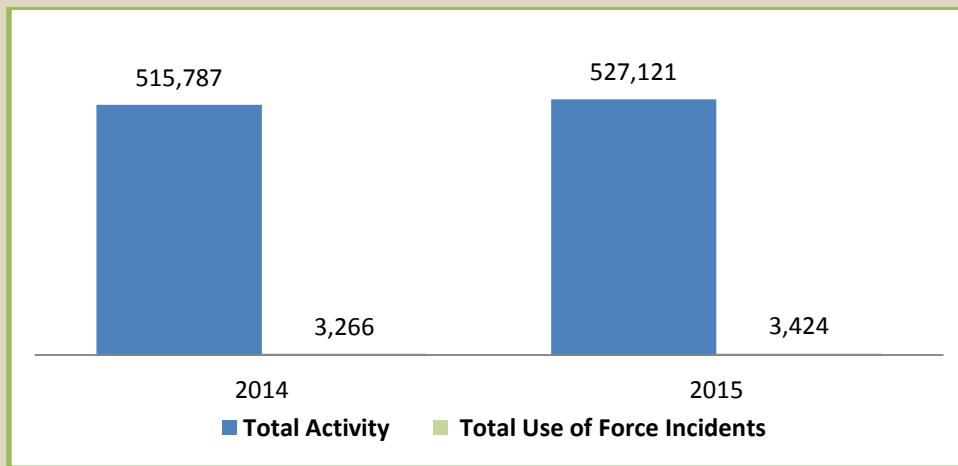
Before presenting the use of force data, it is important to understand the mechanism by which a deputy gets involved in a use of force incident. A deputy either responds to a call for service or makes an observation requiring action. Overall Department activity is categorized and tracked as either calls for service or deputy initiated activity. A call for service is a request from a member of the public or another agency for public safety services. Deputy initiated activity results from a deputy's own initiative or observation and does not require a request from the public or another agency. Examples include: *traffic stops, field interviews, transports, or other situations observed by the deputy.*

***Overall Sheriff's Department Activity***



It is also important to look at the overall Department activity compared to the number of Use of Force incidents.

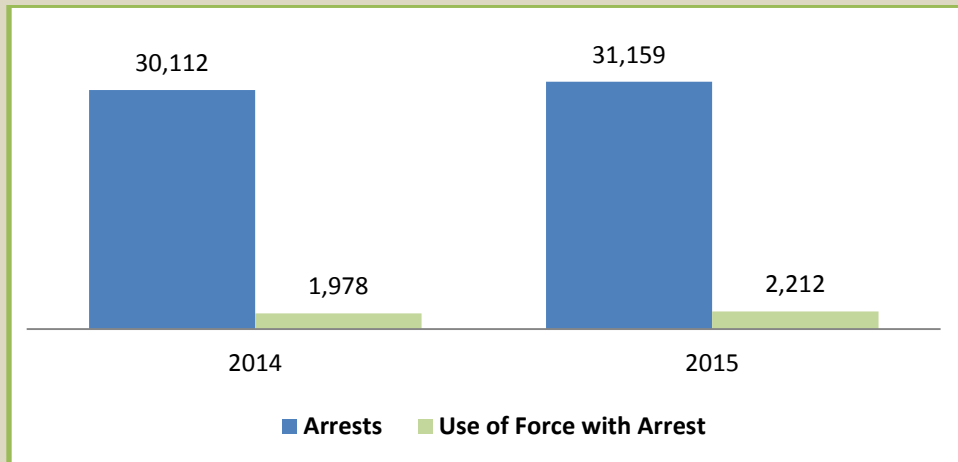
***Total Activity vs Use of Force Incidents***



*\*The number does not reflect multiple uses of force occurring within the same incident\**

Another aspect to consider is that even though the majority of use of force incidents results in an arrest; there are some instances when an arrest is not made. Making an arrest is an activity that is considered to pose a high risk/high frequency of potential harm to the deputy due to the subject's resistance during the encounter.

**Total Arrests vs Arrests with a Use of Force**



*\* Approximately 7% of arrests resulted in a use of force in 2015\**

**Use of Force Data**

In 2015, there were **3,424** use of force incidents reported, compared to **3,266** uses of force incidents reported in 2014. Overall, there was a **5.7% increase** in use of force incidents between 2014 and 2015. Please note that arrests had a **3.5% increase** between 2014 and 2015

The following table depicts the uses of force by the Sheriff's Department. The table combines the statistical data for the Law Enforcement Bureau, the Detention Services Bureau, and the Court Services Bureau. Please note that the use of force totals may include scenarios when several uses of force were utilized during one incident and on the same suspect.

**Sheriff's Department Use of Force 2014-2015**

Type of Force	Times Used	
	2014	2015
<b>Hands on Control</b>	1,993	<b>2,003</b>
<b>Spit Sock</b>	219	<b>305</b>
<b>Impact Weapons</b>	58	<b>34</b>
<b>Forcible Stop</b>	-	-
<b>Pro-Straint Chair</b>	17	<b>20</b>
<b>Less Lethal Deployed</b> (Excludes Taser)	425	<b>446</b>
<b>Taser (Deployed)</b>	239	<b>175</b>
<b>Guns (Displayed)</b>	941	<b>1,090</b>
<b>Lethal Force (No hit)</b>	-	<b>1</b>
<b>Lethal Force (Hit)</b>	2	<b>2</b>
<b>Canine</b>	45	<b>89</b>
<b>Total Uses</b>	<b>3,939</b>	<b>4,165</b>
<b>5.7% increase between 2014 and 2015</b>		

**Use of Force by Bureau**

The following tables provide a breakdown of uses of force by bureau.

***Law Enforcement Services Bureau 2014-2015***

The Law Enforcement Services Bureau provides law enforcement services to nine contract cities and the unincorporated areas of San Diego County.

Type of Force	Times Used	
	2014	2015
<b>Hands on Control</b>	1,097	<b>1,148</b>
<b>Spit Sock</b>	77	<b>121</b>
<b>Impact Weapons</b>	51	<b>28</b>
<b>Forcible Stop</b>	-	-
<b>Pro-Straint Chair</b>	-	-
<b>Less Lethal Deployed</b> (Excludes Taser)	133	<b>155</b>
<b>Taser (Deployed)</b>	182	<b>108</b>
<b>Guns (Displayed)</b>	934	<b>1,065</b>
<b>Lethal Force (No hit)</b>	-	<b>1</b>
<b>Lethal Force (Hit)</b>	2	<b>2</b>
<b>Canine</b>	44	<b>87</b>
<b>Total Uses</b>	<b>2,520</b>	<b>2,715</b>
<b>7.7% increase between 2014 and 2015</b>		

*\*The Office of the Sheriff and the Human Resources bureau both had (1) Use of Force incident in 2015. These numbers are reported under the Law Enforcement Services bureau table\**

**Detention Services Bureau 2014-2015**

The Detention Services Bureau operates seven detention facilities providing services to those incarcerated in San Diego County.

Type of Force	Times Used	
	2014	2015
<b>Hands on Control</b>	840	<b>810</b>
<b>Spit Sock</b>	134	<b>176</b>
<b>Impact Weapons</b>	7	<b>4</b>
<b>Forcible Stop</b>	-	-
<b>Pro-Straint Chair</b>	17	<b>20</b>
<b>Less Lethal Deployed</b> (Excludes Taser)	292	<b>291</b>
<b>Taser (Deployed)</b>	53	<b>59</b>
<b>Guns (Displayed)</b>	4	<b>17</b>
<b>Lethal Force (No hit)</b>	-	-
<b>Lethal Force (Hit)</b>	-	-
<b>Canine</b>	1	<b>2</b>
<b>Total Uses</b>	<b>1,348</b>	<b>1379</b>
<b>2.3% increase between 2014 and 2015</b>		

**Court Services Bureau 2014-2015**

The Court Services Bureau provides court security services for the nine courthouse facilities operating within San Diego County, as well as the County Administration Center.

Type of Force	Times Used	
	2014	2015
<b>Hands on Control</b>	56	45
<b>Spit Sock</b>	8	8
<b>Impact Weapons</b>	-	2
<b>Forcible Stop</b>	-	-
<b>Pro-Straint Chair</b>	-	-
<b>Less Lethal Deployed</b> (Excludes Taser)	-	-
<b>Taser (Deployed)</b>	4	8
<b>Guns (Displayed)</b>	3	8
<b>Lethal Force (No hit)</b>	-	-
<b>Lethal Force (Hit)</b>	-	-
<b>Canine</b>	-	-
<b>Total Uses</b>	<b>71</b>	<b>71</b>
<b>No Change</b>		



## **Definitions of Force Options**

**Hands on Control** includes grab, push or pull, control holds, pressure points, and carotid restraint technique.

**Spit Sock** is a tool that is used on subjects who are spitting as a means of assaulting or attacking a deputy or other person.

**Impact Weapons** include the use of batons, saps, and flashlights as a means of delivering a strike to a subject.

**Forcible Stop** is the use of a Sheriff's vehicle to stop or control the movement of a vehicle.

**Pro-Strait Chair** is a restraining device used to control people who are violent and in need of maximum restraint.

**Less Lethal** includes the use of non-lethal chemical agents like OC spray and pepper ball launcher. Other less lethal weapons include the use of the bean bag, sting ball grenades, super sock, Nova Shield, Ultran II, and REACT belt.

**Taser** is an electronic control device that is effective for the temporary immobilization of subjects. The Department considers not only deployment of the Taser, but also the display of the Taser as a use of force.

**Guns Displayed** is the use of a firearm to hold a subject at "gunpoint".

**Lethal Force, "No Hit"** is the intentional discharge of a firearm that misses the intended target, dispatches an animal or impacts property.

**Lethal Force, "Hit"** is the intentional discharge of a firearm that causes death or serious bodily injury.

**Canine** is a tool that is used by a K-9 handler to apprehend fleeing subjects.

# SAN DIEGO COUNTY SHERIFF'S DEPARTMENT



## Internal Affairs Statistical Report 2014-2015

William D. Gore, Sheriff  
Mark Elvin, Undersheriff

### Internal Affairs Unit-Statistics

The Internal Affairs Unit receives complaints that are initiated by a citizen or by the department. Citizen initiated investigations are a result of complaints from the public. Department initiated investigations are a result of Department personnel alleging a violation of policy or misconduct has been committed by another member of the Department.

Internal Affairs complaint categories of misconduct: Unbecoming Conduct, Procedural, and Use of Force.

In those rare instances where the complainant was both the department and a citizen, the complainant is listed as the department.

Internal Affairs Investigation dispositions are as follows:

EXONERATED: Allegation is true but actions were lawful.

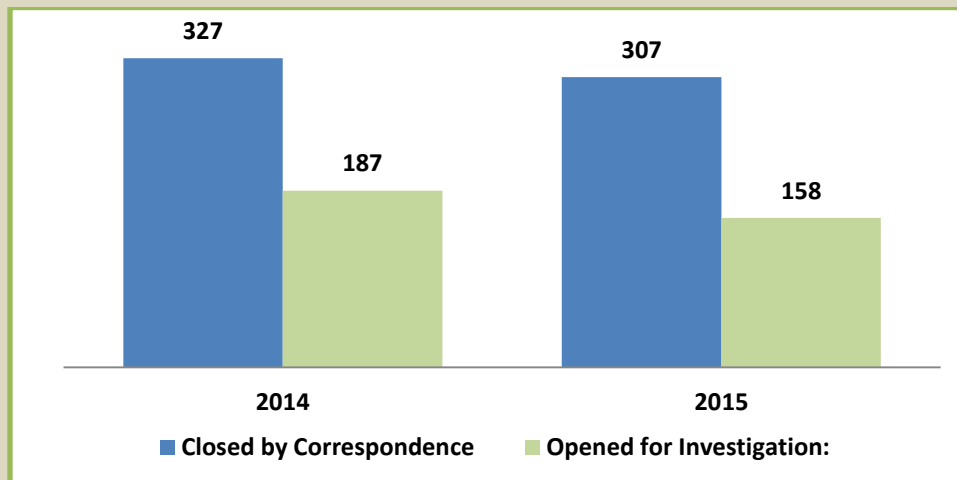
NOT SUSTAINED: Facts revealed do not substantiate the allegation.

RESOLVED: Case was closed as matter was resolved.

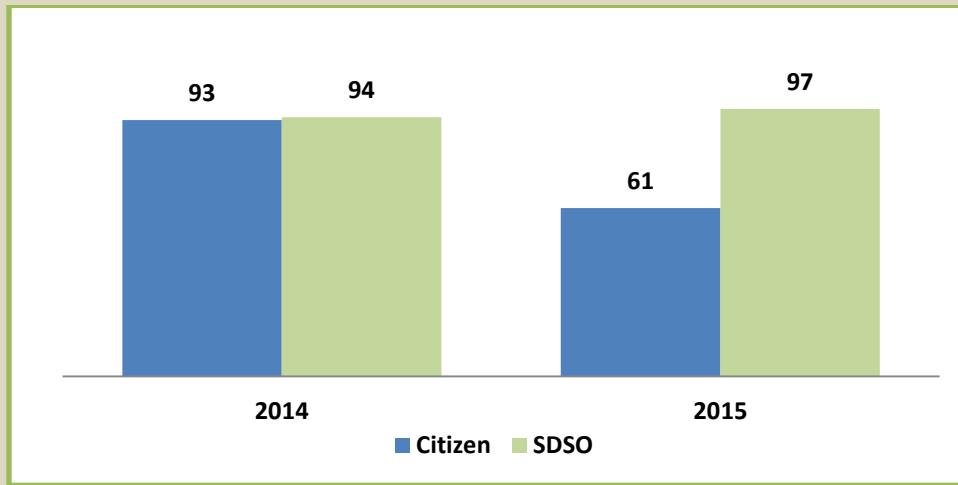
SUSTAINED: A true finding supported by facts.

UNFOUNDED: Not true. Actions alleged did not occur.

### Internal Affairs Unit Overall Statistics



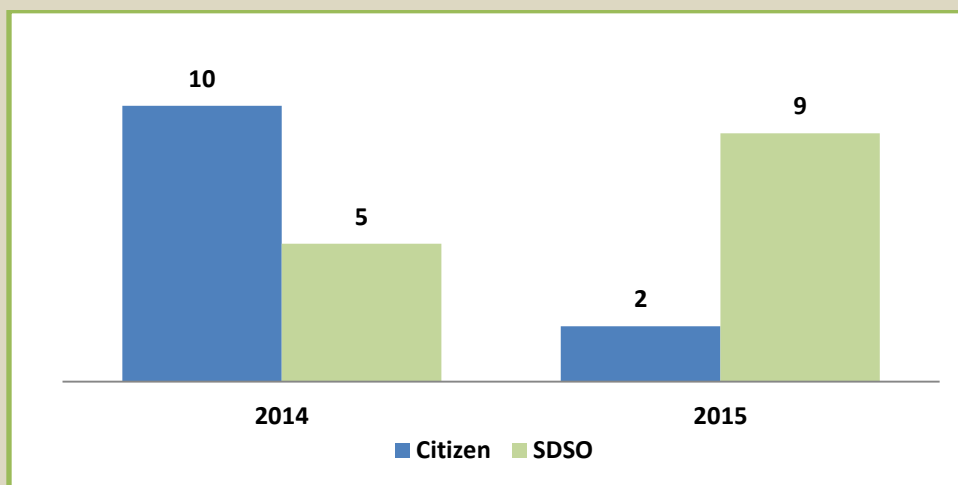
**Investigations by Complainant**



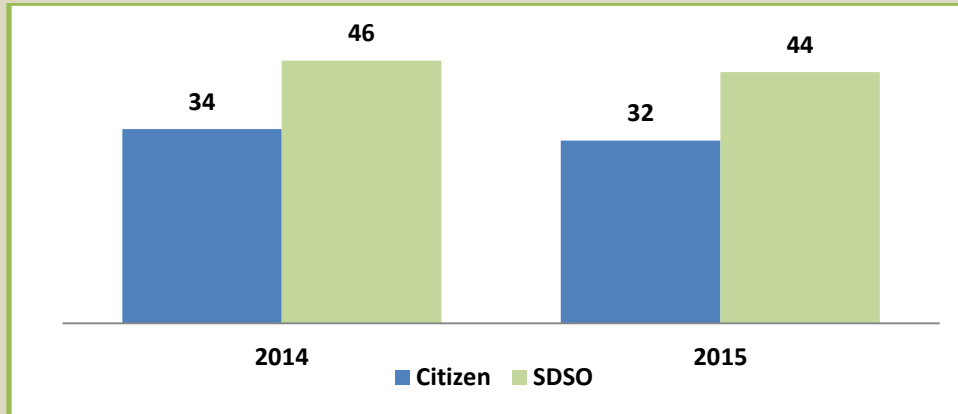
**Internal Affairs Statistics by Bureau**

The following tables reflect Internal Affairs statistics by bureau. The Law Enforcement Services Bureau provides law enforcement services to nine contract cities and the unincorporated areas of San Diego County. The Detention Services Bureau operates seven detention facilities providing services to those incarcerated in San Diego County. The Court Services Bureau provides court security services for the nine courthouse facilities operating within San Diego County, as well as the County Administration Center.

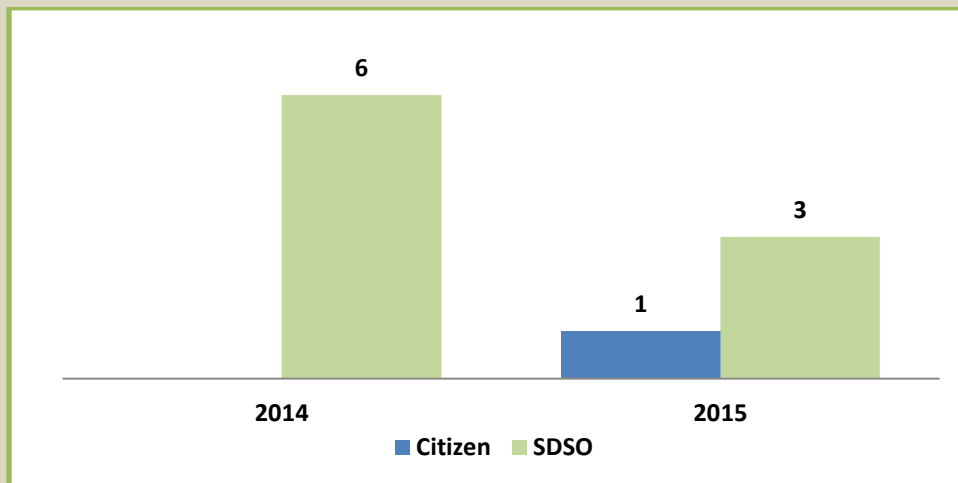
**Court Services Bureau by Complainant**



*Detention Services Bureau by Complainant*

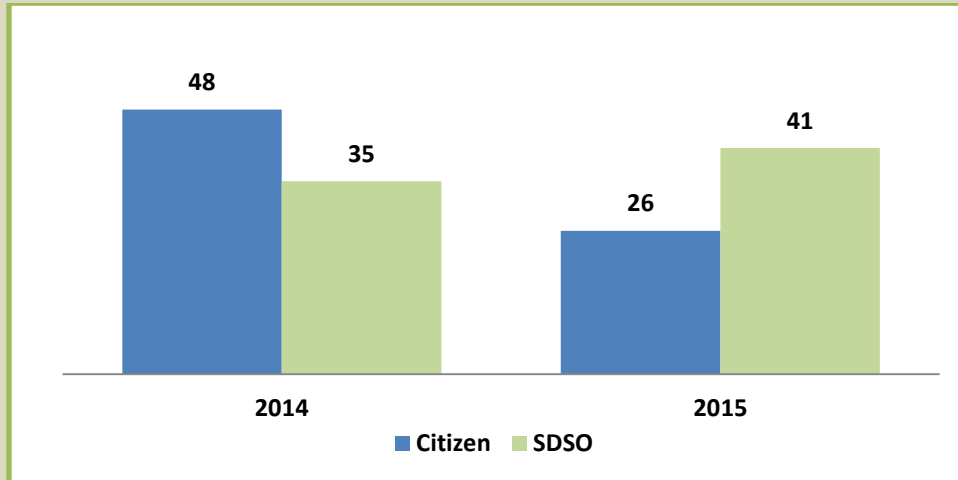


*Human Resources Services Bureau by Complainant*

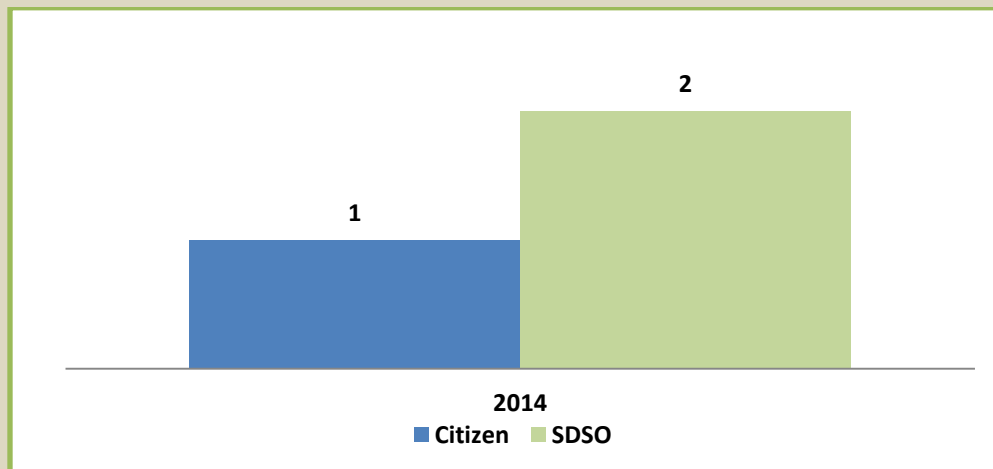


*\*No Citizen complaints were reported in 2014\**

*Law Enforcement Services Bureau by Complainant*

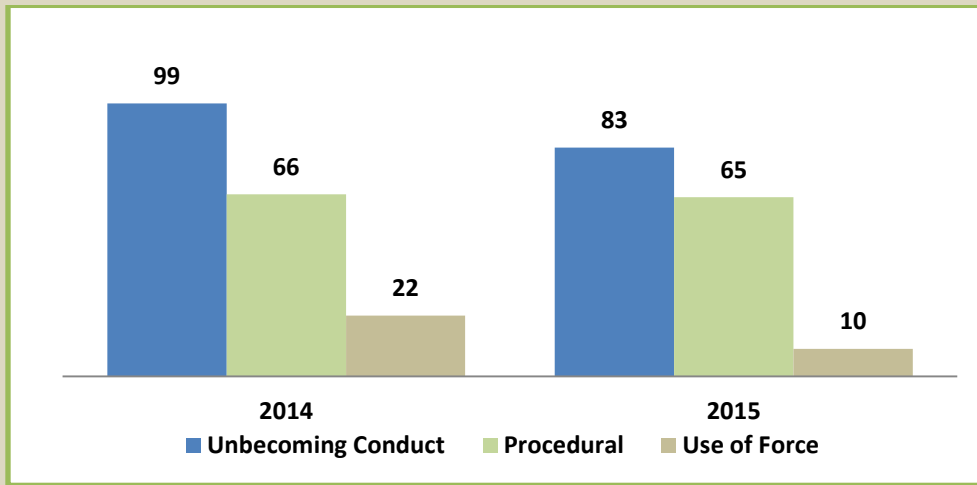


*Management Services Bureau by Complainant*

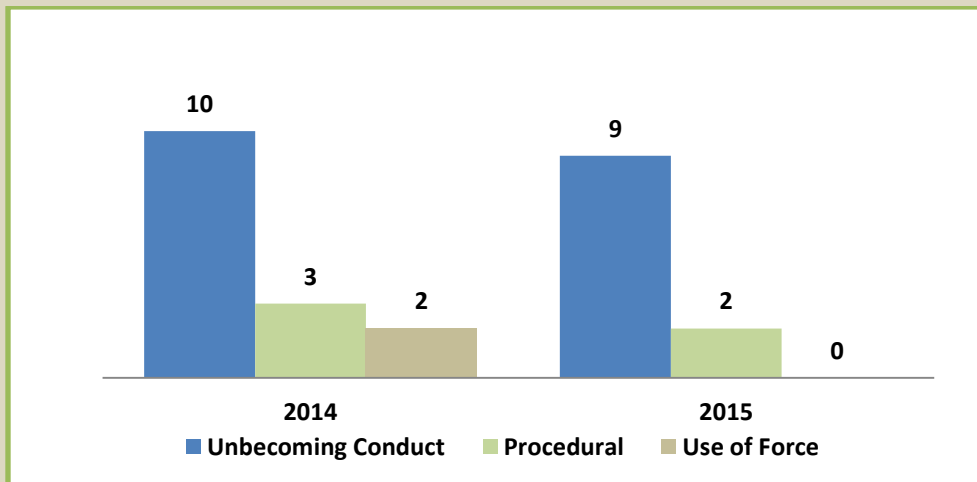


*\*No Complaints were received in 2015\**

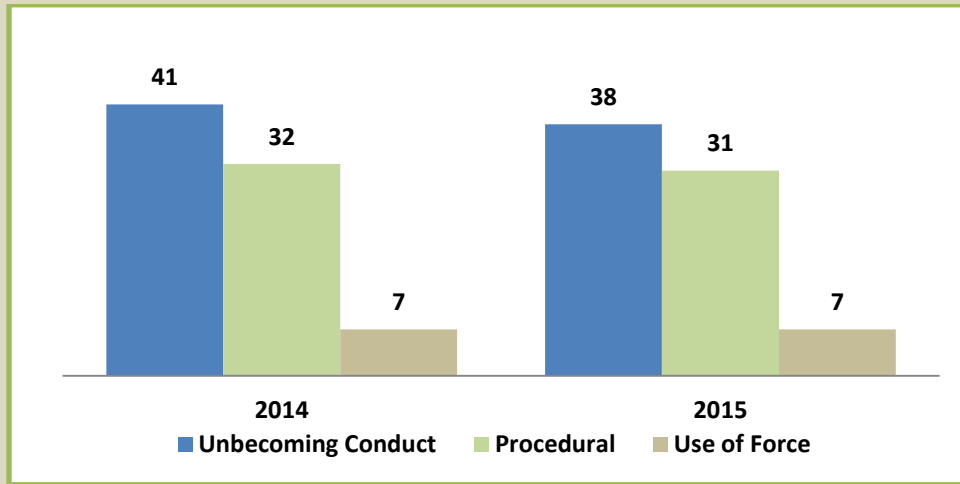
**Internal Affairs Overall Statistics by Type of Misconduct**



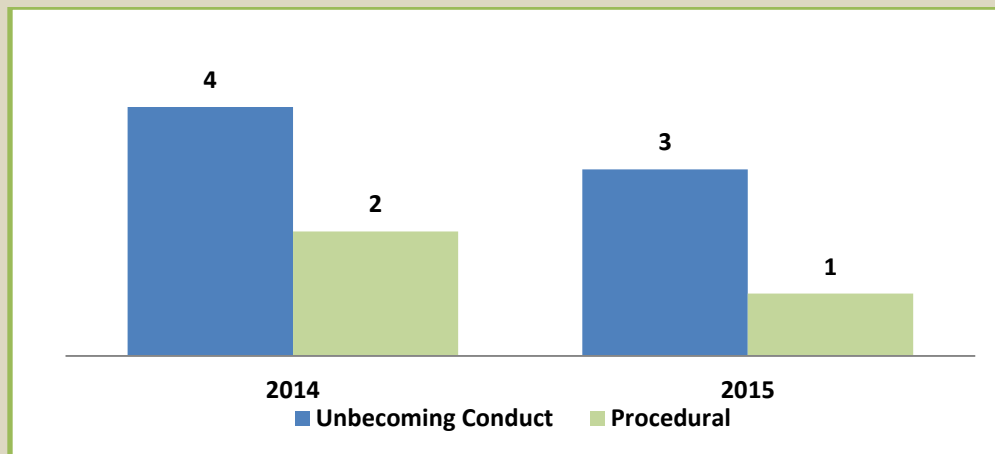
***Court Services Bureau by Type of Misconduct***



*Detention Services Bureau by Type of Misconduct*

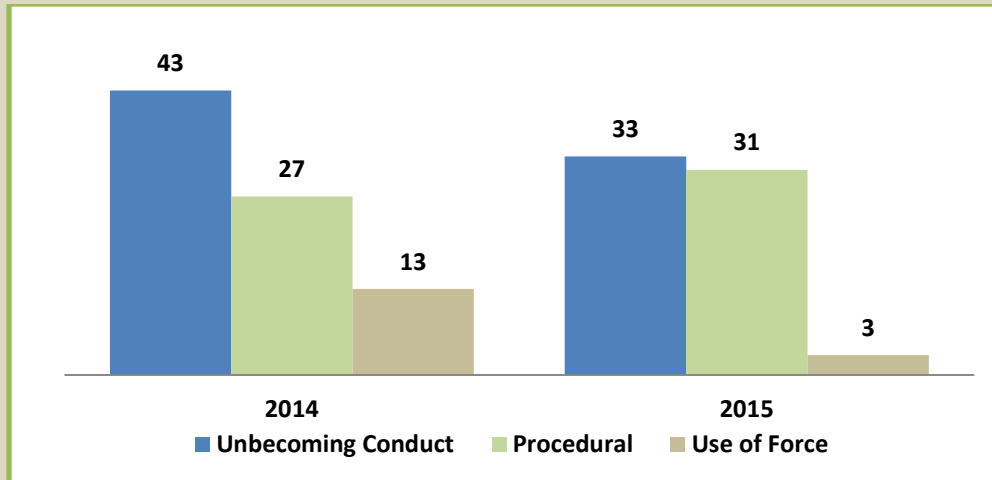


*Human Resources Services Bureau by Type of Misconduct*

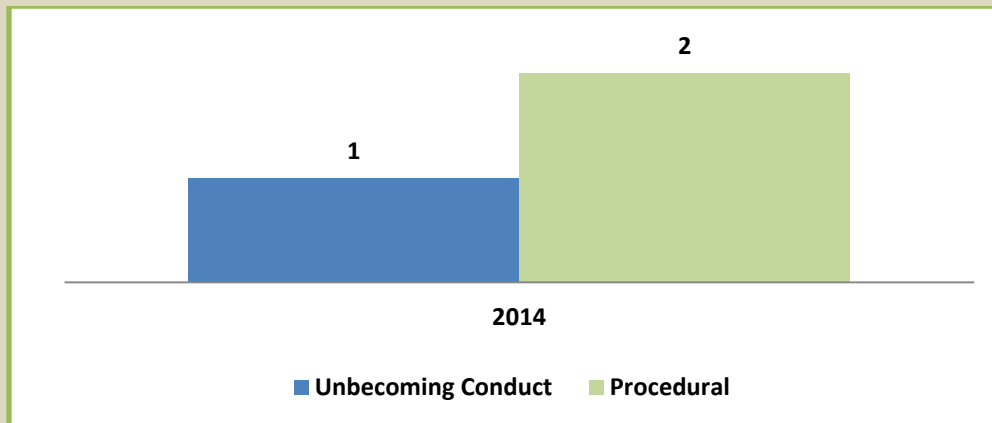




*Law Enforcement Services Bureau by Type of Misconduct*

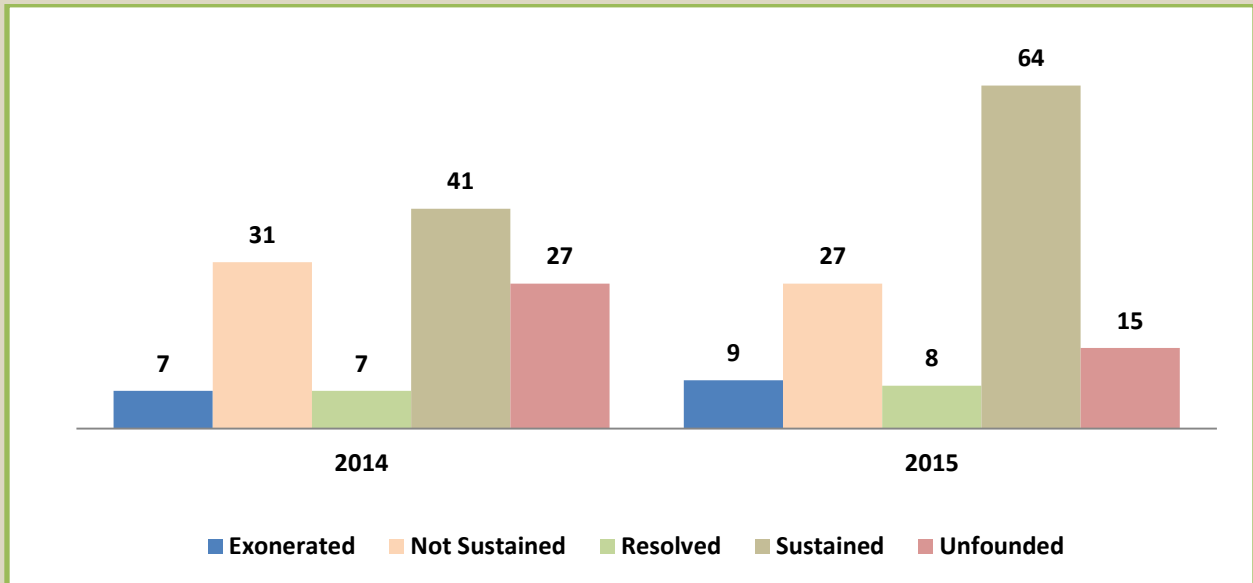


*Management Services Bureau by Type of Misconduct*



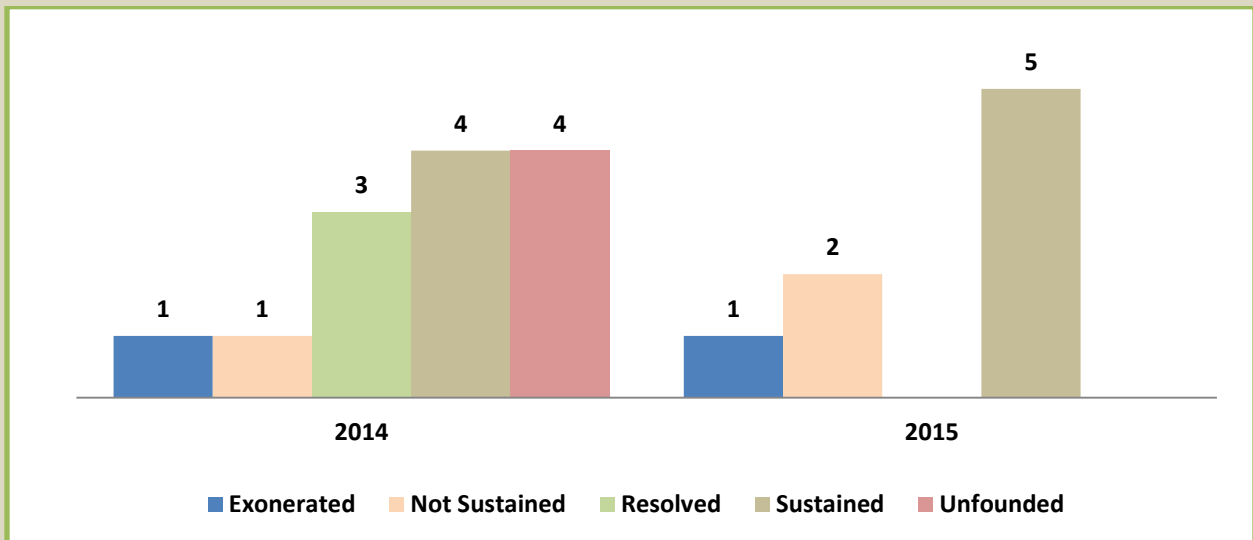
*\*No complaints were reported in 2015\**

**Internal Affairs Overall Statistics by Findings**



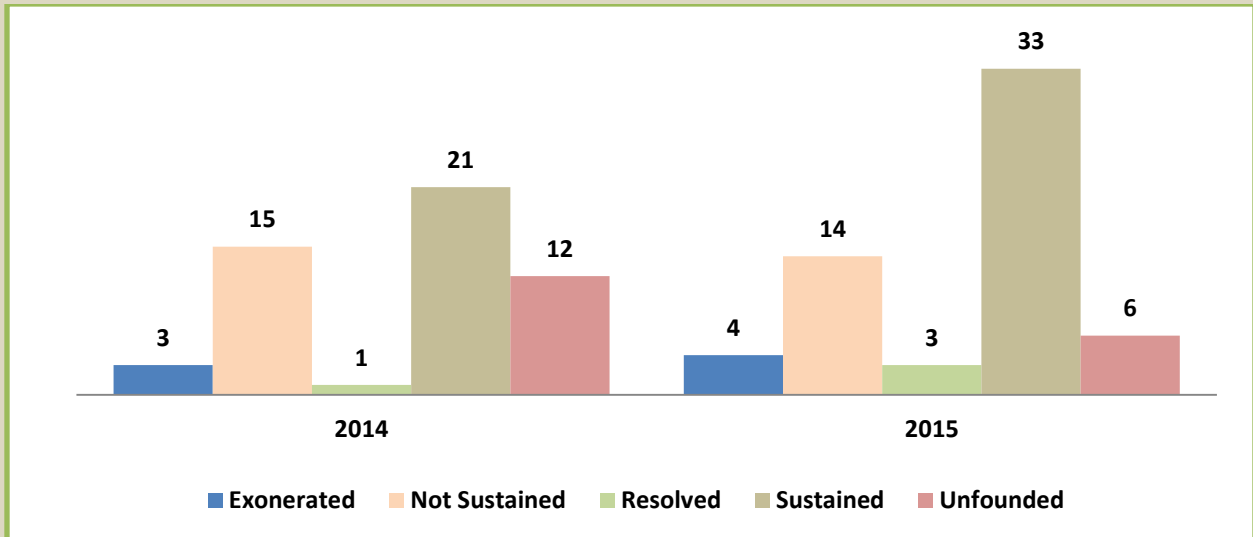
*IA Open Cases (On-going) \*35*

***Court Services Bureau by Findings***



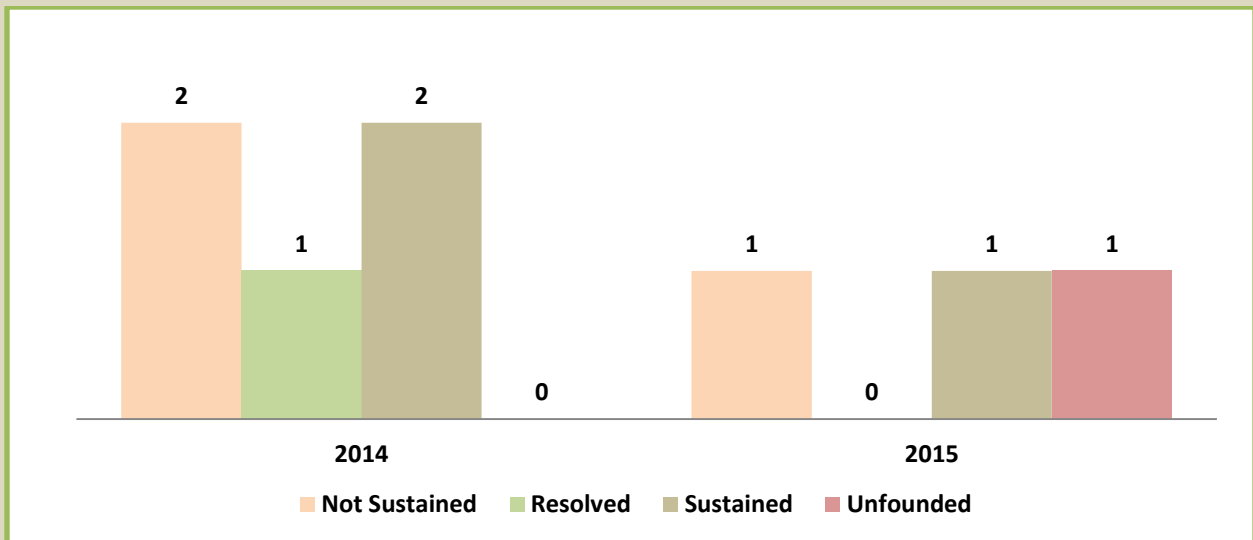
*CSB Open Cases (On-going) \*3*

**Detention Services Bureau by Findings**



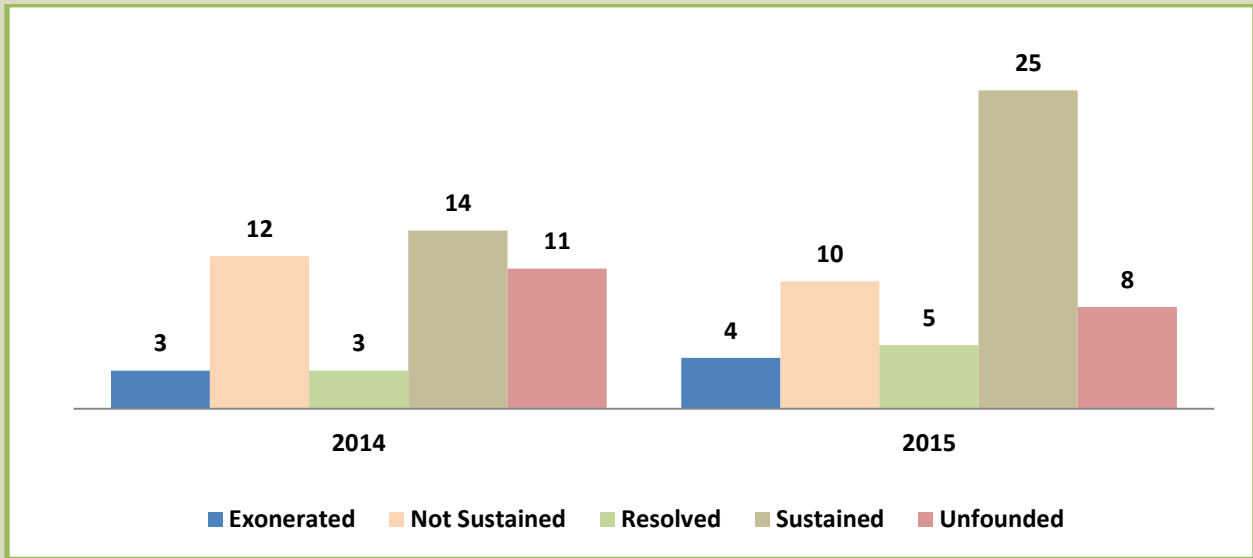
*DSB Open Cases (On-going) \*16*

**Human Resources Services Bureau by Findings**



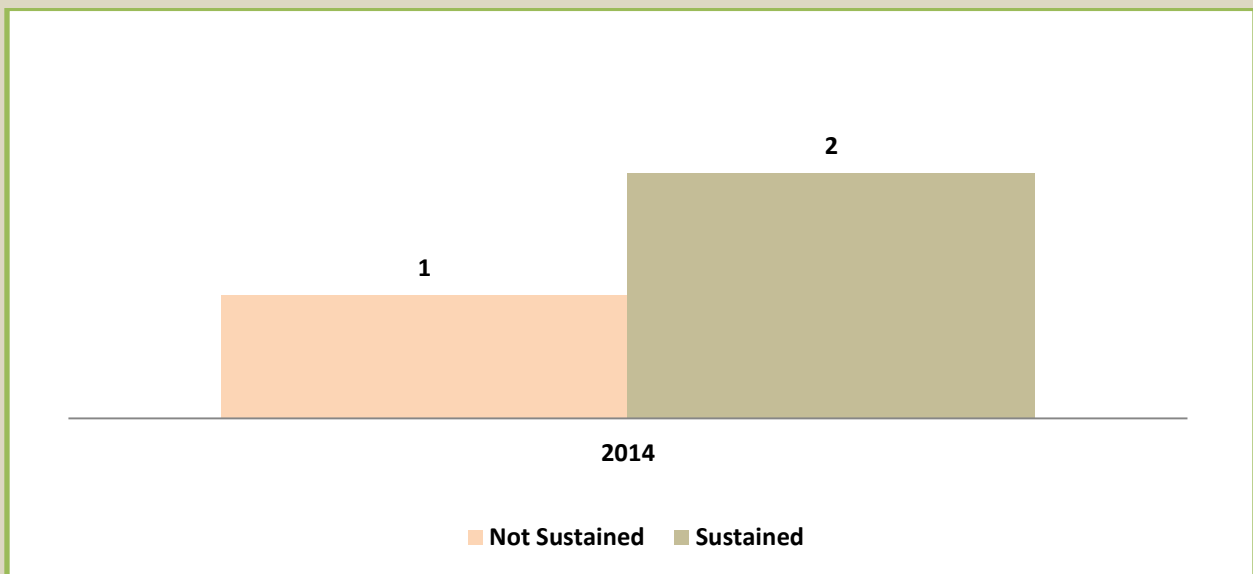
*HRB Open Cases (On-going) \*1*

**Law Enforcement Services Bureau by Findings**



*LESB Open Cases (On-going) \*15*

**Management Services Bureau by Findings**



*\*No complaints were reported in 2015\**